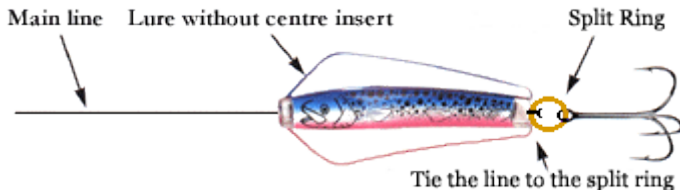
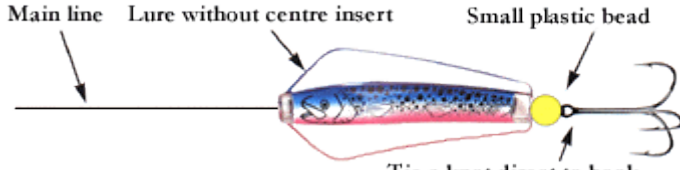


# TASMANIAN DEVIL® Lure - Rigging Information

## STANDARD RIG:

The fishing line may be tied directly to the eye of the stainless steel centre insert or clipped on using a snap swivel to enable quick and easy lure changes.

Lure with stainless steel centre insert

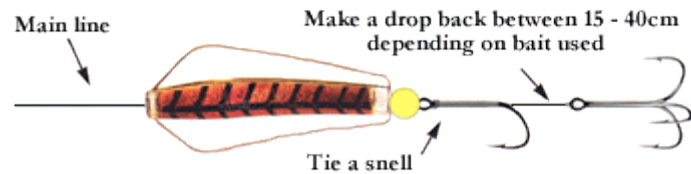



## ALTERNATIVE RIGS:

With either of these rigs the lure is free to run up and down the line. When the fish jumps out of the water, the weight of the lure will not provide a lever to dislodge the hook.

## HIGH SPEED RIG:

With this rig the lure is reversed so that the heavy end is near the hook. This combination will run at a faster speed without looping.



## STINGER RIG:

Developed in the USA for short takes. This rig is ideal with soft plastic baits.

## LEAD CORE LINE & ATTRACTOR RIGS:

